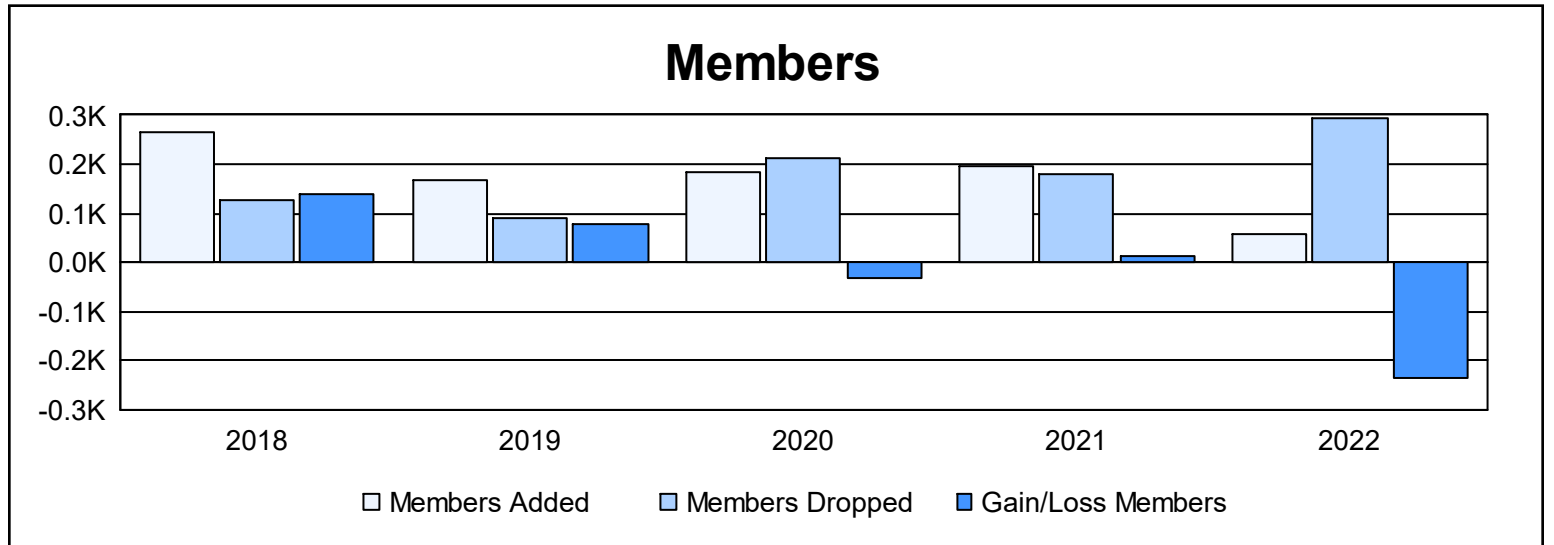
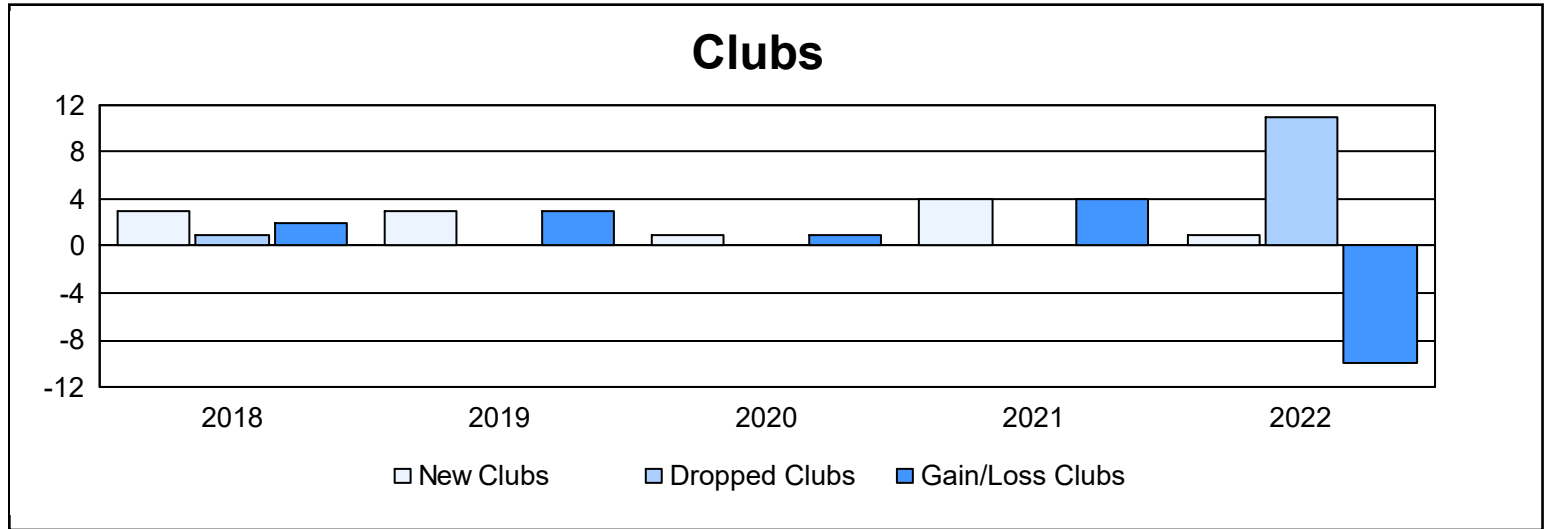
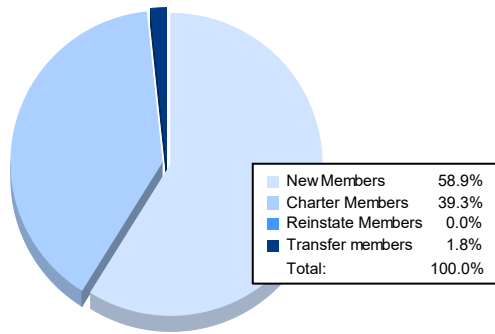


Year	New Clubs	Dropped Clubs	Gain/ Loss Clubs	New Members	Charter Members	Reinstate Members	Transfer Members	Total Member Added	Total Members Dropped	Gain/ Loss Members
2017-2018	3	1	2	170	85	9	0	264	127	137
2018-2019	3	0	3	63	88	16	1	168	89	79
2019-2020	1	0	1	36	76	71	0	183	213	-30
2020-2021	4	0	4	99	82	7	6	194	180	14
2021-2022	1	11	-10	33	22	0	1	56	292	-236
<b>Average</b>	<b>2</b>	<b>2</b>	<b>0</b>	<b>80</b>	<b>71</b>	<b>21</b>	<b>2</b>	<b>173</b>	<b>180</b>	<b>-7</b>



### Membership Composition June 2022 Cumulative



### Gender Composition June 2022 Cumulative

